

Unit 8 : Length

Friendly Notes

Comparing Length

When we compare the lengths of two or more objects, we use these words:

as long as

longer than

the longest

as short as

shorter than

the shortest

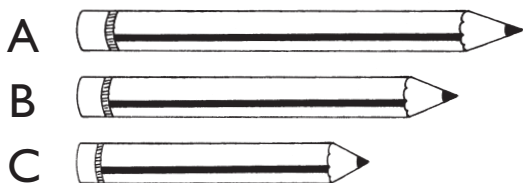
as tall as

taller than

the tallest

Do these pencils have the same length?

Let us compare their lengths.



Pencil A is **longer than** Pencil B.

Pencil C is **shorter than** Pencil B.

So, Pencil A is longer than Pencil C.


Pencil A is the **longest**.

Pencil C is the **shortest**.

Arrange the pencils from shortest to longest.

Pencil C, Pencil B, Pencil A

How tall are the boys? Let us compare how tall they are.



Chetan is **shorter than** Ming.

Ming is **taller than** Chetan.

Ming is **as tall as** Reggie.

Peter is **taller than** Chetan, Ming, and Reggie.

Peter is **the tallest** boy.

Chetan is **shorter than** Ming, Reggie, and Peter.

Chetan is **the shortest** boy.

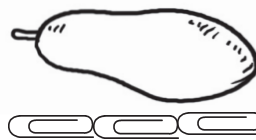
Measuring Length

We can use objects to measure length.

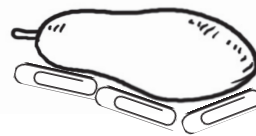
We can use paper clips to measure the length of a papaya.

Use  as 1 unit.

We measure the papaya this way.



We do not measure the papaya this way.



The papaya is about 3 units long.