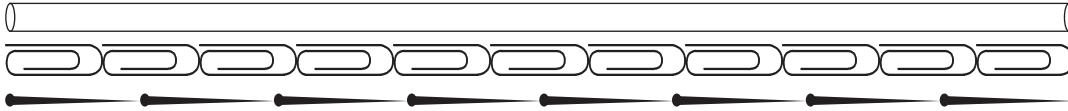


Unit 3 : Length

Friendly Notes

We can use things like paper clips and footprints to measure length.

Measure the rod.



The rod is about 11  long.


The rod is about 8  long.

We can also measure length in centimeters and inches.
We write **cm** for centimeter and **in.** for inch.
We usually use **cm** and **in.** for measuring short lengths.

1 inch > 1 cm



Measure the pencil.



We usually measure things starting with the mark under '0' on the ruler.



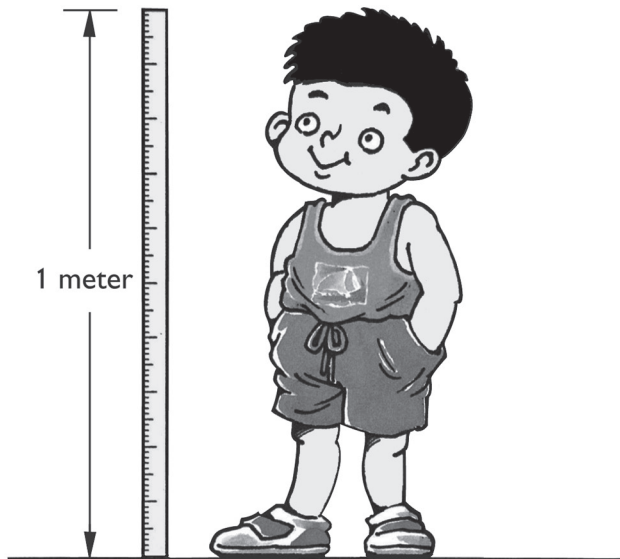

Let's estimate the length of the pencil and the rod first before we measure them.
The estimate of the length of the pencil is 5 cm.
The estimate of the length of the rod is 12 cm.

The pencil is 5 cm long or about 2 inches long.

The rod is 12 cm long or about 5 inches long.


The meter, feet, and yard are other units for measuring length. They are used for measuring longer lengths. We write **m** for meter, **ft** for foot or feet, and **yd** for yard.

1 yard is a little shorter than 1 meter.



The boy is 1 m tall.

1 meter = 100 centimeters
1 yard = 3 feet
1 foot = 12 inches

- 
3. The length of a table is 2 yd.
- (a) Is the length more than, less than, or the same as 2 ft?
 - (b) Is the length more than, less than, or the same as 2 m?

- (a) 1 yd = 3 ft
2 yd is more than 3 ft.

The length is more than 2 ft.

- (b) 1 yd is a little shorter than 1 m.
2 yd is shorter than 2 m.

The length is less than 2 m.